



SCHOOL COUNSELOR LEADERSHIP NETWORK

R I V E R S I D E C O U N T Y

ON-THE-GO WEBINAR SERIES

ON-THE-GO WEBINAR SERIES

R I V E R S I D E C O U N T Y

LEADERSHIP NETWORK

SCHOOL COUNSELOR



**SCHOOL COUNSELOR
LEADERSHIP NETWORK**
RIVERSIDE COUNTY
ON-THE-GO WEBINAR SERIES



Catalina Cifuentes
Executive Director,
College and Career Readiness
ccifuentes@rcoe.us



Dr. Pedro Caro
Coordinator,
College and Career Readiness
pcaro@rcoe.us



**SCHOOL COUNSELOR
LEADERSHIP NETWORK**
RIVERSIDE COUNTY
ON-THE-GO WEBINAR SERIES

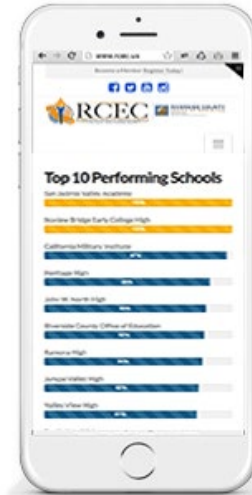
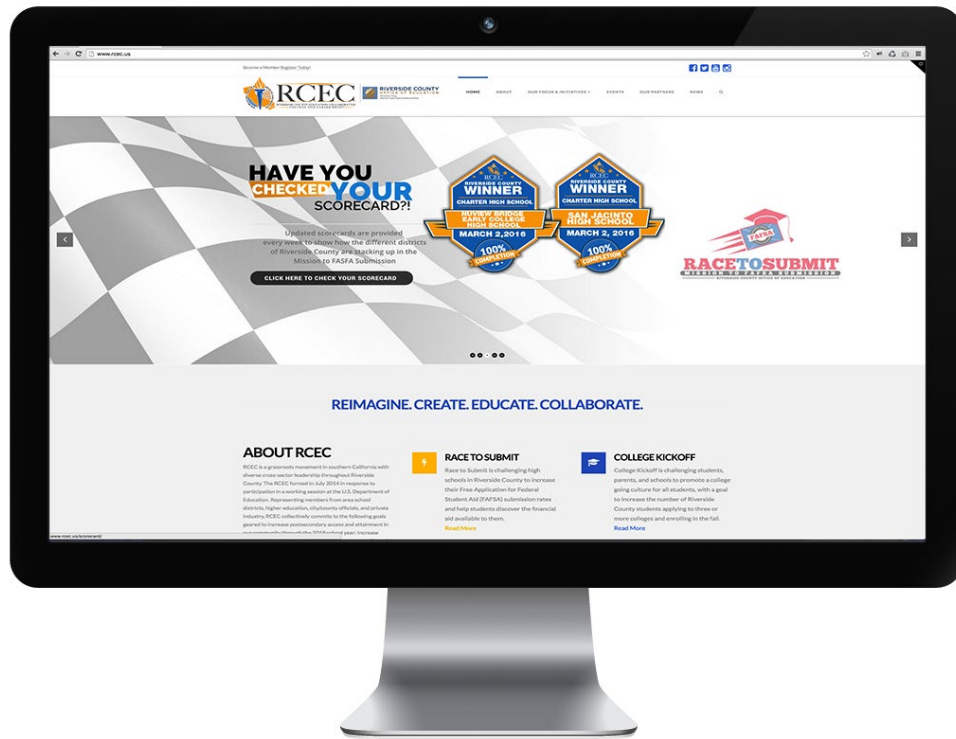
Webinar Tips

- This webinar is being recorded so that others may listen to it at a later time for reference and will be uploaded to the RCEC Youtube page as well as www.rcec.us once you log in to access the content of the webinar series
- All connections to this live Webinar feature have been accounted for so please do not forward the Zoom link or invite anyone to join because you are taking someone else's spot and Zoom will automatically start kicking off connections randomly
- All participant mics have been muted and only panelists and facilitators have the ability to unmute anyone
- Since all participants have been muted, please use the Q&A and chat screens to enter your questions
- Participants can submit a question in the Q&A box at the bottom of the screen for the panelists
 - Only panelists and facilitators will be able to respond back to those questions and can do so publicly or privately to the individual
 - Participants can submit comments or questions in the chat box if they would like to engage with each other

****Every effort has been made to ensure the security of this webinar from “zombombers” but in the event that we experience that, please stay calm and we will resume as soon as the technical difficulties have been resolved.****

FOR MORE INFORMATION AND RESOURCES PLEASE VISIT US @

www.rcec.us





SCHOOL COUNSELOR
LEADERSHIP NETWORK
R I V E R S I D E C O U N T Y

ON-THE-GO WEBINAR SERIES

**Murrieta Valley Unified School District:
Melissa Hacker and Tamara Dewey
Supporting Elementary Students with Virtual SEL Counseling**



**SCHOOL COUNSELOR
LEADERSHIP NETWORK**
RIVERSIDE COUNTY
ON-THE-GO WEBINAR SERIES



MURRIETA VALLEY UNIFIED SCHOOL DISTRICT
Inspiring every student to think, to learn, to achieve, to care.

Melissa Hacker
Elementary School Counselor
Alta Murrieta ES
(951) 304-1624 (During COVID-19)
mhacker@murrieta.k12.ca.us



Elementary Virtual School Counseling

ESC Virtual Plan

Communication

Resources and Platforms

How to: Online Counseling Check in Form

How to: Format Newsletter

How to: Elementary Counseling Exchange Group

How to: Flip Grid

Q and A





Elementary School Counseling Virtual Plan

- Weekly communication sent out to families
- Communication will include a small SEL lesson or activity for students.
- One on one virtual counseling will be offered to students.
- Counselors will also be reaching out to connect with students that "go dark."



**SCHOOL COUNSELOR
LEADERSHIP NETWORK**
RIVERSIDE COUNTY
ON-THE-GO WEBINAR SERIES



MVUSD Virtual Counseling Forms

- MVUSD Teleconferencing Guidelines: <https://bit.ly/2XwlQ2v>
- Virtual Counseling Notification Form: <https://bit.ly/34vBT3a>
- Virtual Counseling CONSENT Form: <https://bit.ly/2V4nQhJ>
- Virtual Counseling Consent Form (Digital).
 - You can duplicate the form from this link:
- <https://forms.office.com/Pages/ShareFormPage.aspx?id=47bwIPBFG0aN8rSLBRCnvTA1HNGWyUVDIWLjJRMKUtNUMjl3NVN WVEFLVjQwV0gxMUIRQldFNIJGUi4u&sharetoken=u7b7BPFL1VBO6V9apNdn>



**SCHOOL COUNSELOR
LEADERSHIP NETWORK**
RIVERSIDE COUNTY
ON-THE-GO WEBINAR SERIES



Communication

Communication with Parents and Students

- Newsletter with 30 Days of Emotional Health Calendar
- Cards mailed home
- Mitel phone systems set up
- Websites being updated
 - Online Counseling Check in Form
 - Connection Questions
 - Community Resource links




Communication with Staff

- Uplifting, supporting emails sent to staff including self-care tips
- SEL Tab created in the distance learning one note for teachers to pull from

Communication with ESC Team

- Weekly Microsoft Teams Meetings
- Email Communication





Elementary Virtual School Counseling Resources and Platforms

Lesson Plans

- Second Step
- Sanford Harmony
 - <https://www.sanfordharmony.org/webinars/>

Social/Emotional Handouts and Activities

- Elementary Counseling Exchange on Facebook
- Teachers Pay Teachers
- Online Counseling Check-In Form
 - <https://bit.ly/2w8JaZI>

Engagement Platforms

- Flipgrid
 - <https://info.flipgrid.com/>
- YouTube
- Screen Casting
 - <https://screencast-o-matic.com>
- Site FB Pages

Professional Development

- ASCA
 - <https://www.schoolcounselor.org/>
- Ashley Kruger (CASC President) created document of FREE webinars
 - <https://bit.ly/3bQbRKu>



**SCHOOL COUNSELOR
LEADERSHIP NETWORK**
RIVERSIDE COUNTY
ON-THE-GO WEBINAR SERIES



Online Counseling Check in Form

- Duplicate Form Link:
 - https://forms.office.com/Pages/ShareFormPage.aspx?id=47bwIPBF0U...rSEBk/0vVYDdApYWhIpbW_1TW1II1UNkNQUjYxR1dVWF1GS1JTNIFRRFg1NVEw0...oken=gjVAfdbz6eKL4awpOBq2
- Open Forms in Microsoft Office
- Click "New Form"
- Title Form (Mrs. Hacker's Mailbox)
 - May add bitmoji picture
- Write description in "description" box
- Click "add new" and choose question type
 - You can choose a choice, text or rating.
- You may add pictures to the question, but the answer options do not have the option to add a picture
- I made the questions Bitmoji pictures only and then for each question I only provided one response option per picture question.



SCHOOL COUNSELOR
LEADERSHIP NETWORK
RIVERSIDE COUNTY
ON-THE-GO WEBINAR SERIES

Creating a Newsletter

Purchase the template: <https://bit.ly/3bVh5od>

- Download
- Save a copy and label MASTER
- Save another copy, label
 - Choose the template slide you would like to use
 - Delete all other slides
- Add what you would like to the newsletter slide
- Save as a PDF



**SCHOOL COUNSELOR
LEADERSHIP NETWORK**
RIVERSIDE COUNTY
ON-THE-GO WEBINAR SERIES



Elementary School Counselor Exchange on Facebook

<https://www.facebook.com/groups/590701787640166/>



**SCHOOL COUNSELOR
LEADERSHIP NETWORK**
RIVERSIDE COUNTY
ON-THE-GO WEBINAR SERIES

Elementary School Counselor Exchange
Private group

About
Discussion
Mentorship
Announcements
Members
Events
Videos
Photos
Files
Recommendations
Watch Party

Search this group

Shortcuts

Joined ▾ ✓ Notifications ↗ Share ⋮ More

Write Post Photo/Video Live Video More

Write something...

Photo/Video Watch Party Tag Friends ⋮

GROUP BY
The Middle School Counselor
30,029 like this
Shop Now

POPULAR TOPICS IN POSTS

My favorite Covid- 19 Resource:

https://docs.google.com/document/d/1VQijXi4_rEBup1lCaJ9s9tqDyZpxxbC2ghCni8zr0c/mobilebasic



**SCHOOL COUNSELOR
LEADERSHIP NETWORK**
RIVERSIDE COUNTY
ON-THE-GO WEBINAR SERIES



MURRIETA VALLEY UNIFIED SCHOOL DISTRICT
Inspiring every student to think, to learn, to achieve, to care.

Tamara Dewey
Elementary School Counselor
Rail Ranch ES

(951) 304-1621 (During COVID-19)

tdewey@murrieta.k12.ca.us



**SCHOOL COUNSELOR
LEADERSHIP NETWORK**
RIVERSIDE COUNTY
ON-THE-GO WEBINAR SERIES

Flipgrid

What is it?

- A platform used to engage students through video.
- Counselors can create a grid and different subcategories known as topics.
- Students respond to a written and/or video prompt and you can respond back to the students.



The screenshot shows the Flipgrid website interface. At the top, there is a navigation bar with the Flipgrid logo, 'My Activity', 'My Grids', 'MixTapes', '#GridPals', 'Disco Library', and 'Shorts'. The user's name 'Tamara Dewey' is visible in the top right corner. Below the navigation bar, the breadcrumb trail reads 'My Grids < Social/Emotional Skills with Ms. Dewey < Calm Down Steps'. The main heading is 'Topic Details' in purple. The topic title is 'Calm Down Steps' in bold black text. To the right of the title are buttons for 'Share' and 'Actions'. Below the title, the date 'Apr 3, 2020' and the Flip Code '09ec9897' are displayed, along with a link to 'Add Topic Guests'. A video player shows a woman with the text 'Calm Down Steps with Ms. Dewey' overlaid. Below the video player, the topic description reads: 'In a time with lots of change we are all going to have strong feelings. Having strong feelings is ok but it can make us feel uncomfortable. Let's practice the first 2 calm down steps.' Below the description are two numbered questions: '1.What is your stop signal?' and '2.What is the name of your feeling?'. A bonus question follows: '*Bonus: Remember our body gives us clues when we have strong feelings. Can you figure out what clues those are?What happens in your body when you are having a strong feeling?'. A blue speech bubble icon is located at the bottom left of the topic details area.



Features



**SCHOOL COUNSELOR
LEADERSHIP NETWORK**
RIVERSIDE COUNTY
ON-THE-GO WEBINAR SERIES

Topic Status

Video Moderation If moderated, videos will be hidden from students until you activate them.

Student-to-Student Replies Allow students to Reply via video to another student.

Status
Make your Topic Active, Frozen (view-only) or Hidden.
Active

Launch & Freeze Dates
Schedule an Active (12:01am) and Frozen (11:59pm) date. Your timezone is set to America/Chicago. [Update your timezone.](#)
04/12/2020 → Never ×

Video Features

Video and Selfie Styles
Students can add filters, stickers, drawing, and text to their videos and selfies.
Selfies and Videos

Video Editing
Students can trim and rearrange video clips.

Video Title
Students can add a title (80 characters max). Add hashtags for searchability.

Attachment Link
Allow students to include an external link with their video (e.g., OneNote, Google Doc, etc.).

View Count
Display the number of views a video has received.

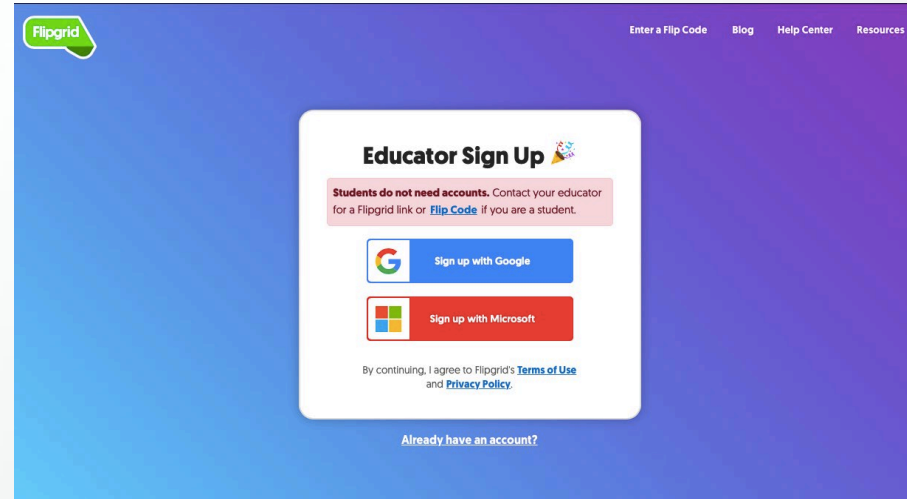
Likes
Allow students to like other student videos.

Sticky Notes
Allow students to add sticky notes while they are recording.

- Record videos from your computer, upload or attach links for students to view
- Able to moderate video responses before allowing them to be seen
- Students are able to view, like, and respond to others videos
- Students can download links that you attach to prompt



Getting Started



- Create a new account with a Microsoft or google email
- Choose how people will have access to your Grid
 - School Email – no one but students in your district can access
 - Student ID – created by Grid Owner
 - PLC and Public - allow any person with your Flip Code access to your Grid.
- <https://vimeo.com/398016880> (Getting Started Video for Educators)
- <https://blog.flipgrid.com/remoteteaching> (Remote Learning for Educators and Families)



Q and A




**SCHOOL COUNSELOR
LEADERSHIP NETWORK**
RIVERSIDE COUNTY
ON-THE-GO WEBINAR SERIES



Round of Applause for our Presenters!!

Murrieta Valley Unified School District

- **Melissa Hacker**
- **Tamara Dewey**



We are here to support you!

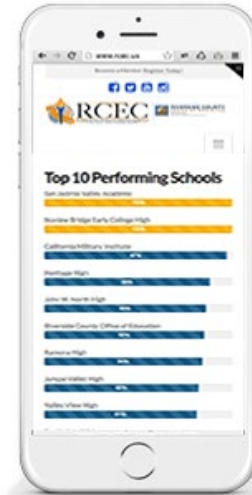
Please reach out to College and Career Readiness with any needs at your school site, professional development topics, or general questions at:

Catalina Cifuentes ccifuentes@rcoe.us

Dr. Pedro Caro pcaro@rcoe.us

FOR MORE INFORMATION AND RESOURCES PLEASE VISIT US @

www.rcec.us



Thank you!

